

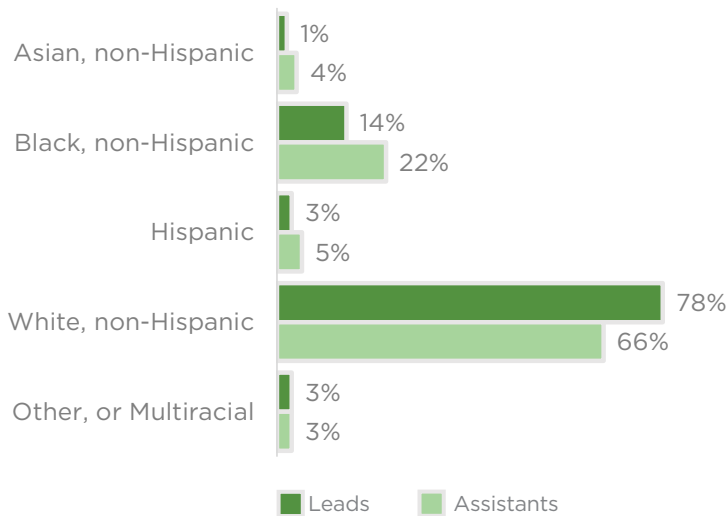
School-Based Teachers

In May & June 2023, the Study of Early Education through Partnerships conducted a survey of all early educators in Virginia working with children ages 0-5. Over half of teachers working at surveyed schools (55%) completed the 2023 survey, including 1,083 lead teachers and 881 assistant teachers. This profile describes those teachers.

DEMOGRAPHICS

RACE/ETHNICITY

Most school-based teachers are White, non-Hispanic.



TEACHER GENDER

Nearly all lead (98%) and assistant (99%) teachers at schools are female.

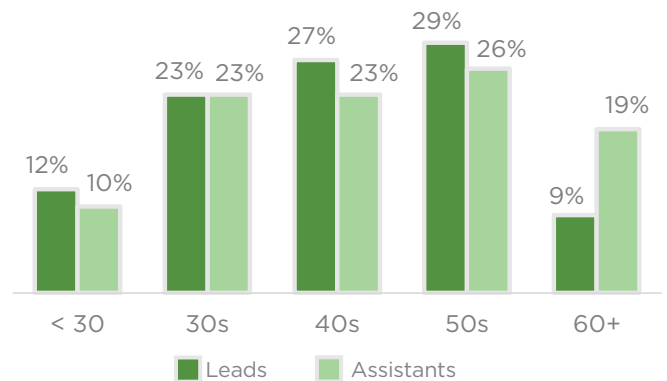
LANGUAGES SPOKEN

7%

of lead teachers and 14% of assistant teachers speak a language besides English.

TEACHER AGE

Most school-based teachers are over 40 years of age.



HOUSEHOLD COMPOSITION

71%

of lead teachers and 68% of assistant teachers are married or living with partner.

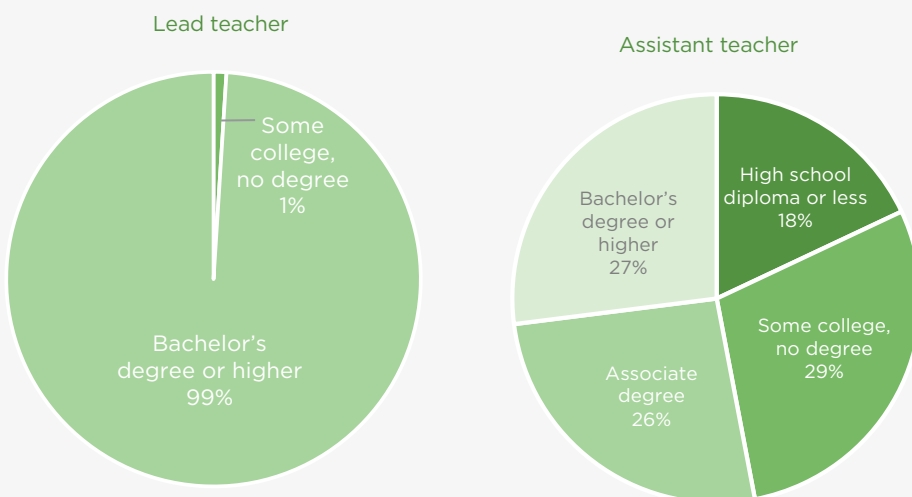
49%

of lead teachers and assistant teachers have children under the age of 18.

EDUCATION & EXPERIENCE

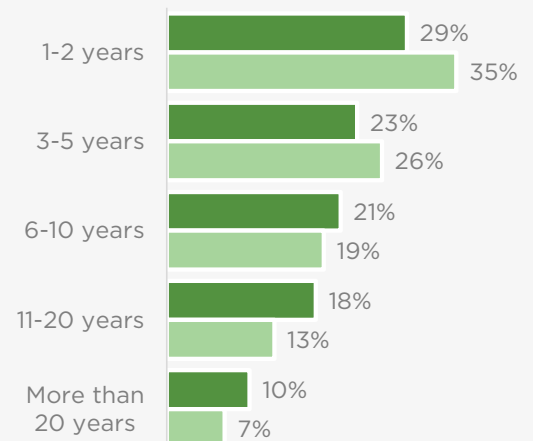
EDUCATION LEVEL

Nearly all lead teachers (99%) and a quarter of assistant teachers (27%) at schools have a bachelor's degree.



YEARS AT SITE

Lead teachers have been teaching and caring for children at their school for an average of 8 years. Assistant teachers have been teaching and caring for children at their school for an average of 7 years.



CHILD DEVELOPMENT ASSOCIATE (CDA) CREDENTIAL

7%

of lead teachers and 14% of assistant teachers hold a CDA credential.



2%

of lead teachers and 5% of assistant teachers are working towards one.

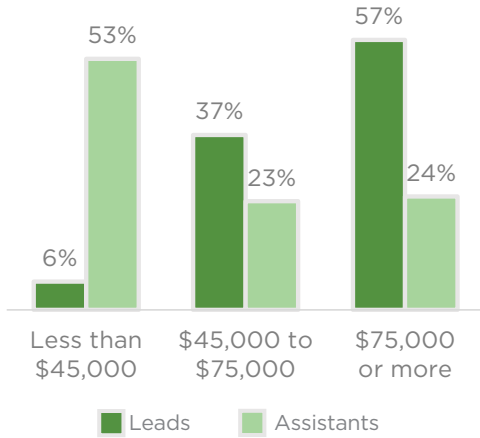
Leads Assistants

School-Based Teachers

EDUCATOR WELLBEING

HOUSEHOLD INCOME

Nearly all lead teachers in schools have total household incomes (pre-tax) above \$45,000 per year; over half have total household incomes over \$75,000 per year.



PAY PER HOUR

\$36.51

On average, lead teachers earn \$36.51 per hour and assistant teachers earn \$17.06 per hour.

FOOD INSECURITY

32%

of lead teachers and 47% of assistant teachers are experiencing food insecurity.

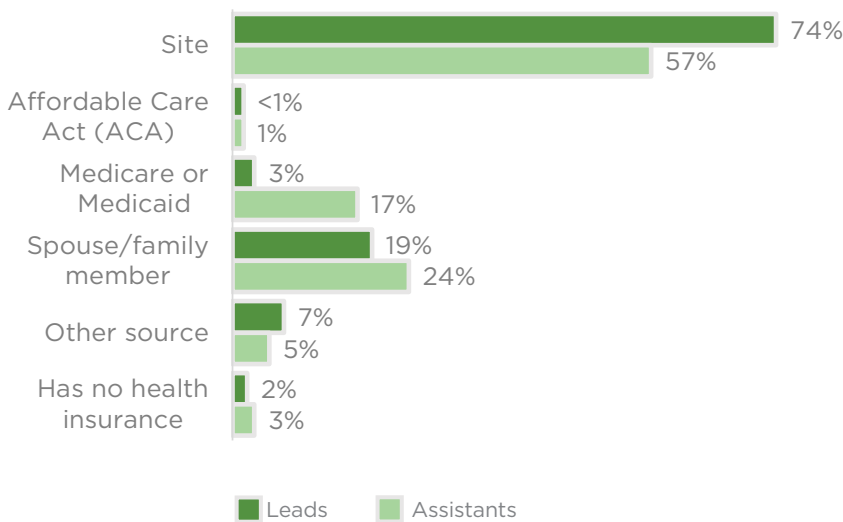
MENTAL HEALTH

38%

of lead teachers and 24% of assistant teachers are exhibiting clinically relevant symptoms of depression.

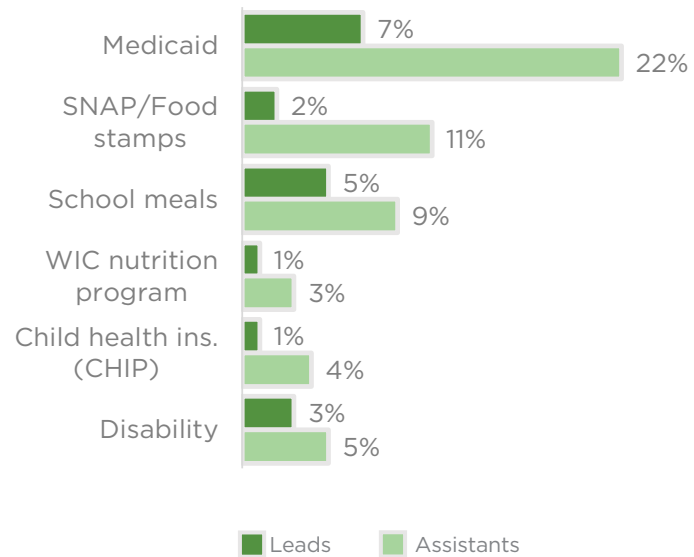
HEALTH INSURANCE

Most school-based teachers have health insurance from their site.



SOCIAL SUPPORTS AND BENEFITS RECEIVED

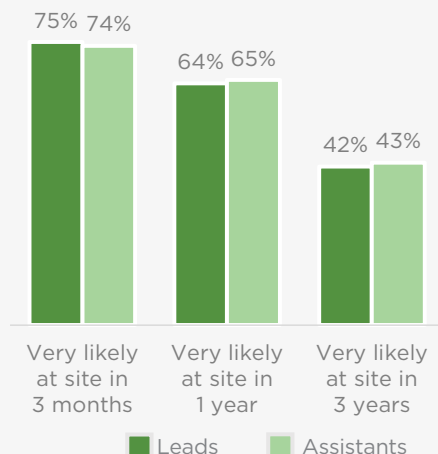
17% of lead teachers and 37% of assistant teachers received some kind of social support or benefit in the past month, including...



JOB SATISFACTION

TEACHER RETENTION

About three-quarters of school-based teachers said it was very likely they would still be at their site in 3 months, and over two-fifths said they expected to still be there in 3 years.



CAREER GOALS

More than two-thirds of teachers at schools view being an early childhood educator as their long-term career.

