

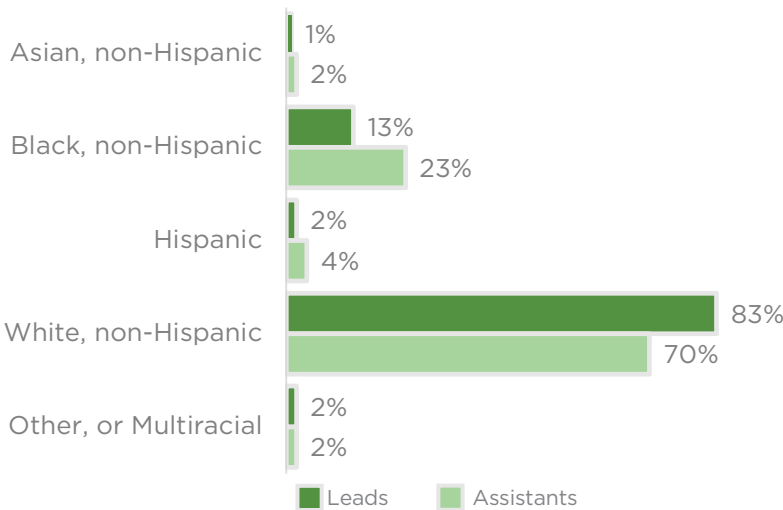
School-Based Teachers

In May & June 2022, the Study of Early Education through Partnerships conducted a survey of early educators in Virginia working with children ages 0-5. About three-fifths of teachers working at surveyed schools (61%) completed the 2022 survey, including 851 lead teachers and 558 assistant teachers. This profile describes those teachers.

DEMOGRAPHICS

RACE/ETHNICITY

Most school-based teachers are White, non-Hispanic.



TEACHER GENDER

Nearly all lead (98%) and assistant (99%) teachers at schools are female.

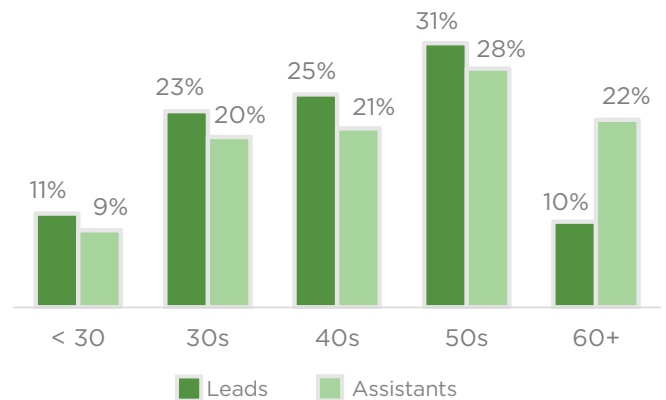
LANGUAGES SPOKEN

5%

of lead teachers and 8% of assistant teachers speak a language besides English.

TEACHER AGE

Most school-based teachers are over 40 years of age.



HOUSEHOLD COMPOSITION

73%

of lead teachers and 69% of assistant teachers are married or living with partner.

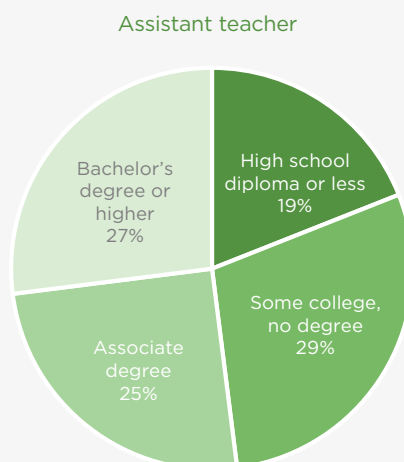
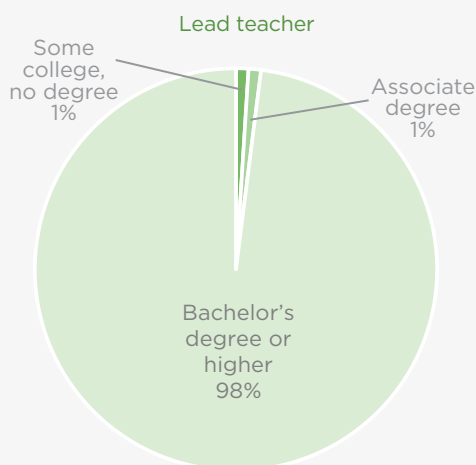
49%

of lead teachers and 46% of assistant teachers have children under the age of 18.

EDUCATION & EXPERIENCE

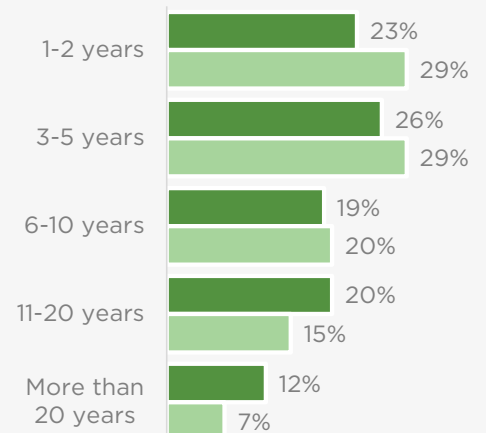
EDUCATION LEVEL

Nearly all lead teachers (98%) and a quarter of assistant teachers (27%) at schools have a bachelor's degree.



YEARS AT SITE

Lead teachers have been teaching and caring for children at their school for an average of 9 years. Assistant teachers have been teaching and caring for children at their school for an average of 7 years.



CHILD DEVELOPMENT ASSOCIATE (CDA) CREDENTIAL

6%

of lead teachers and 14% of assistant teachers hold a CDA credential.



1%

of lead teachers and 4% of assistant teachers are working towards one.

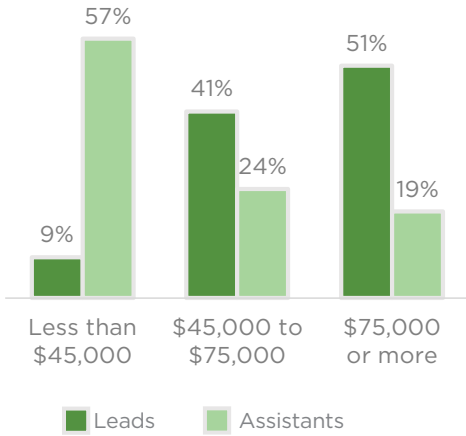
Leads Assistants

School-Based Teachers

EDUCATOR WELLBEING

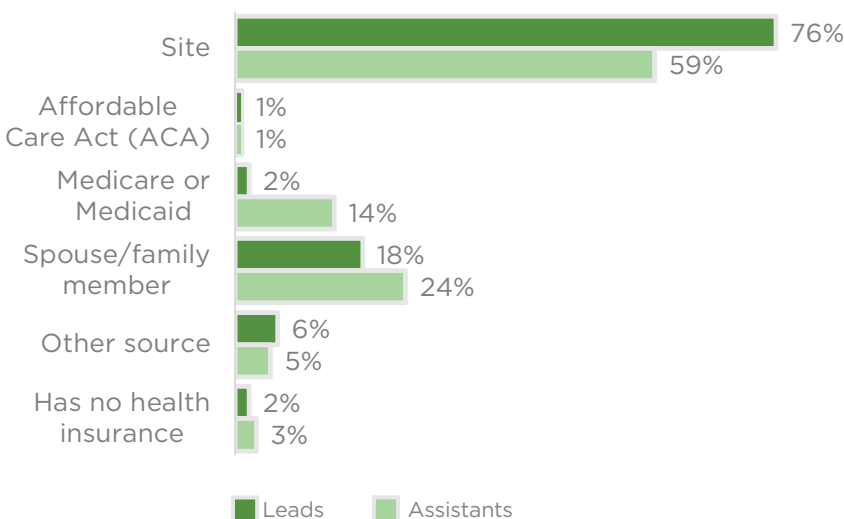
HOUSEHOLD INCOME

Nearly all lead teachers in schools have total household incomes (pre-tax) above \$45,000 per year; over half have total household incomes over \$75,000 per year.



HEALTH INSURANCE

Most school-based teachers have health insurance from their site.



PAY PER HOUR

\$32.85

On average, lead teachers earn \$32.85 per hour and assistant teachers earn \$13.89 per hour.

FOOD INSECURITY

25%

of lead teachers and 42% of assistant teachers are experiencing food insecurity.

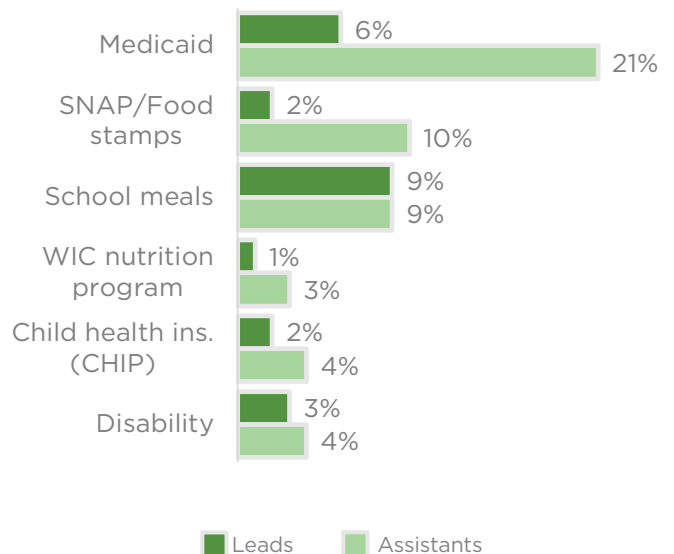
MENTAL HEALTH

35%

of lead teachers and 24% of assistant teachers are exhibiting clinically relevant symptoms of depression.

SOCIAL SUPPORTS AND BENEFITS RECEIVED

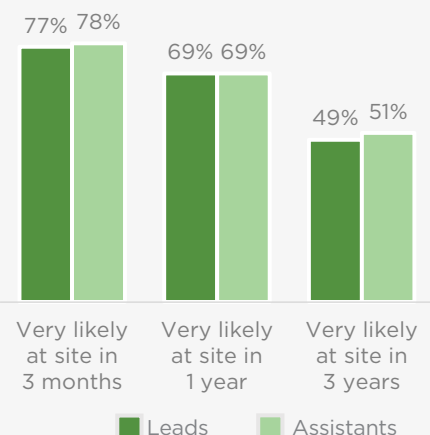
19% of lead teachers and 35% of assistant teachers received some kind of social support or benefit in the past month, including...



JOB SATISFACTION

TEACHER RETENTION

Over three-quarters of school-based teachers said it was very likely they would still be at their site in 3 months, and about half said they expected to still be there in 3 years.



CAREER GOALS

More than three-quarters of teachers at schools view being an early childhood educator as their long-term career.

