

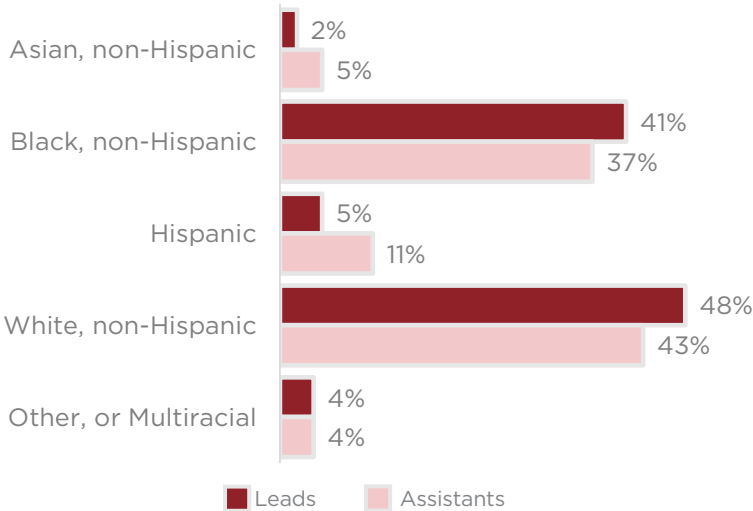
# Head Start Teachers

In May & June 2023, the Study of Early Education through Partnerships conducted a survey of all early educators in Virginia working with children ages 0-5. Nearly two-thirds of teachers working in surveyed Head Start classrooms<sup>1</sup> (64%) completed the 2023 survey, including 620 lead teachers and 384 assistant teachers. This profile describes those teachers.

## DEMOGRAPHICS

### RACE/ETHNICITY

About half of Head Start teachers are people of color.



### HOUSEHOLD COMPOSITION

**60%**

of lead teachers and 57% of assistant teachers are married or living with partner.

**51%**

of lead teachers and 58% of assistant teachers have children under the age of 18.

### TEACHER GENDER

Nearly all lead (99%) and assistant (98%) Head Start teachers are female.

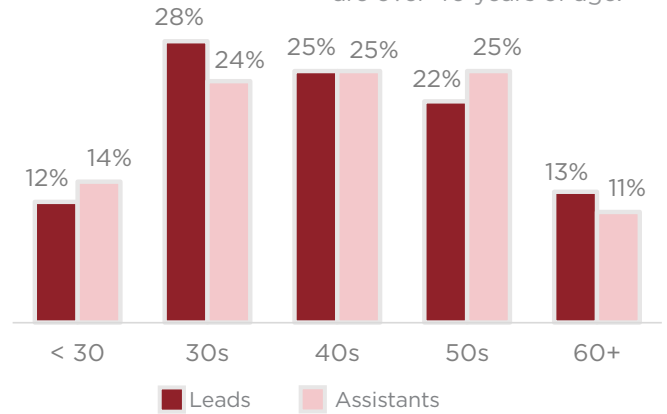
### LANGUAGES SPOKEN

**13%**

of lead teachers & 25% of assistant teachers speak a language besides English.

### TEACHER AGE

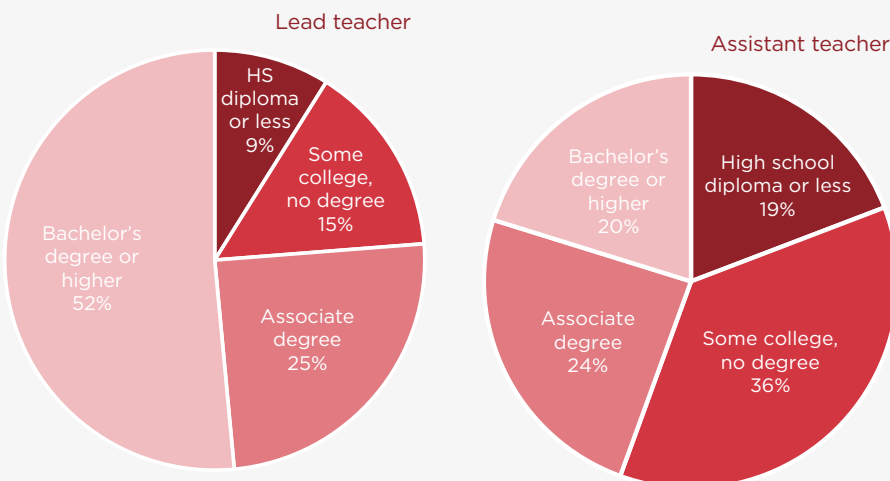
Most Head Start teachers are over 40 years of age.



## EDUCATION & EXPERIENCE

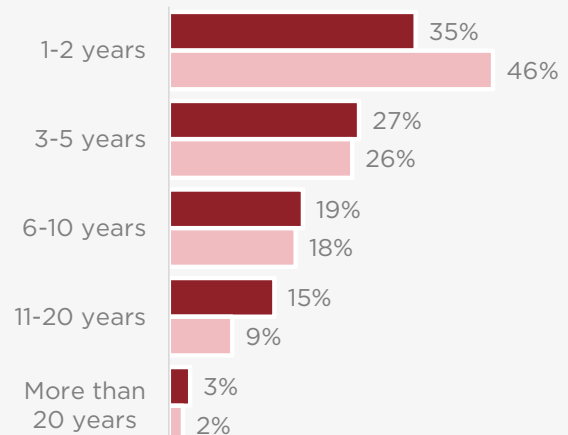
### EDUCATION LEVEL

Most Head Start teachers have an associate or bachelor's degree.



### YEARS AT SITE

Lead teachers have been at their site for an average of 6 years. Assistant teachers have been at their site for an average of 5 years.



### CHILD DEVELOPMENT ASSOCIATE (CDA) CREDENTIAL

**45%**

of lead teachers and 44% of assistant teachers hold a CDA credential.



**6%**

of lead teachers and 22% of assistant teachers are working towards one.

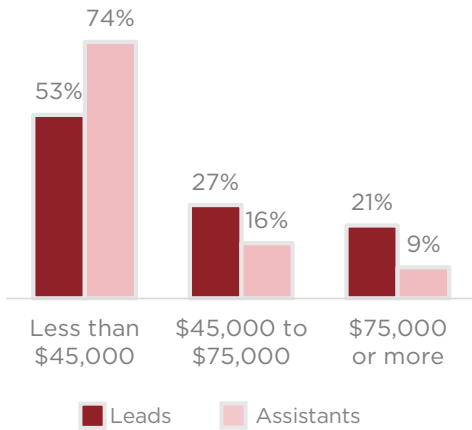
Leads Assistants

# Head Start Teachers

## EDUCATOR WELLBEING

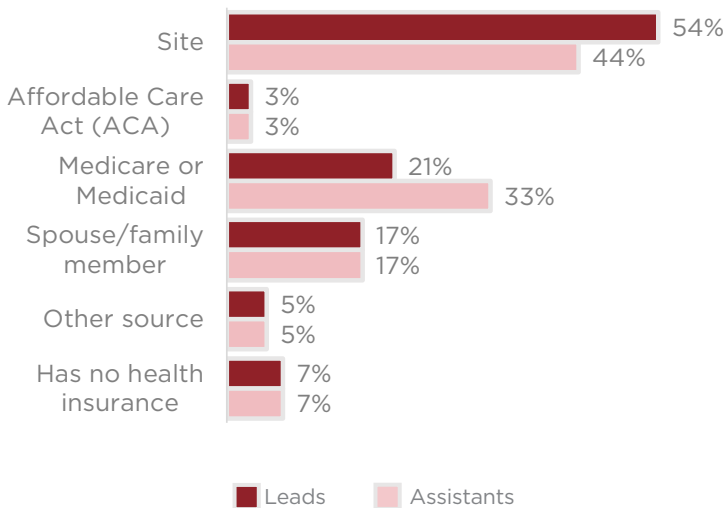
### HOUSEHOLD INCOME

Over half of lead teachers (53%) and assistant teachers (74%) in Head Start classrooms have total household incomes (pre-tax) below \$45,000 per year.



### HEALTH INSURANCE

About half of Head Start teachers have health insurance from their site.



### PAY PER HOUR

**\$22.07**

On average, lead teachers earn \$22.07 per hour and assistant teachers earn \$15.24 per hour.

### FOOD INSECURITY

**49%**

of lead teachers and 56% of assistant teachers are experiencing food insecurity.

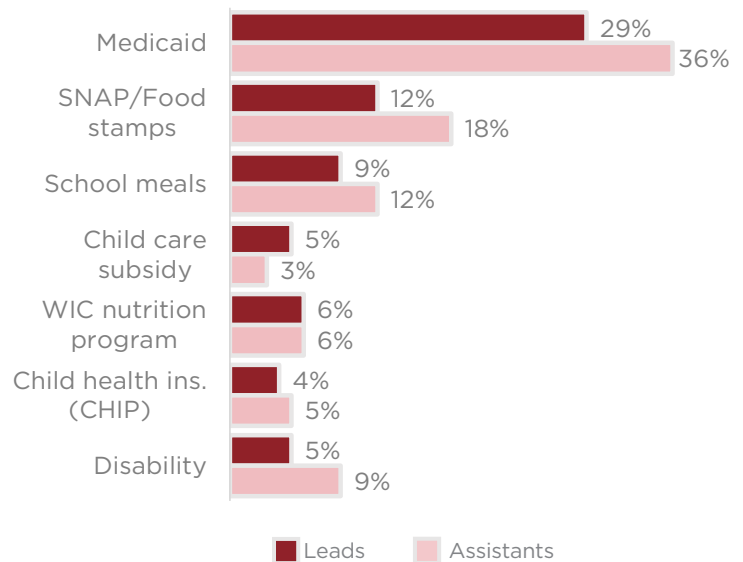
### MENTAL HEALTH

**38%**

of lead teachers and 32% of assistant teachers are exhibiting clinically relevant symptoms of depression.

### SOCIAL SUPPORTS AND BENEFITS RECEIVED

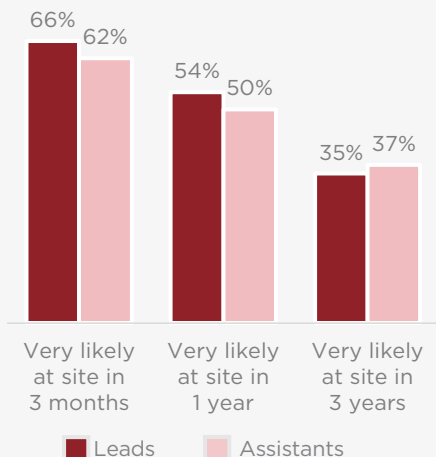
42% of lead teachers and 54% of assistant teachers received some kind of social support or benefit in the past month, including...



## JOB SATISFACTION

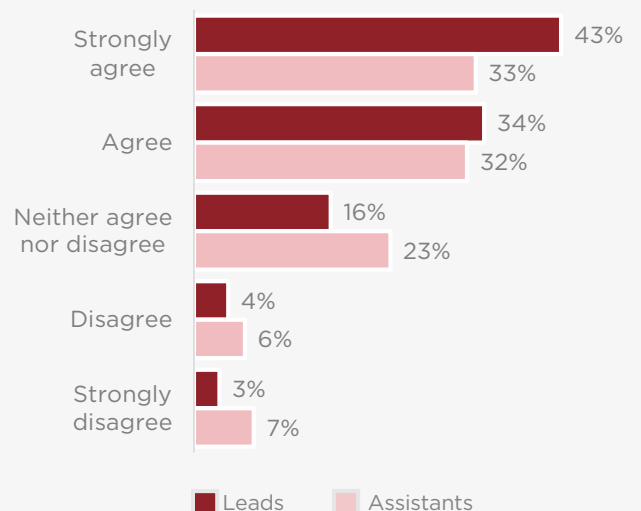
### TEACHER RETENTION

About two-thirds of Head Start teachers said it was very likely they would still be at their site in 3 months, and over a third said they expected to still be there in 3 years.



### CAREER GOALS

More than two-thirds of Head Start teachers view being an early childhood educator as their long-term career.



All early childhood educators participating in VQB5, Virginia's Quality Measurement and Improvement system, were invited to complete the survey. All early childhood sites in Virginia that receive public funding are required to participate in VQB5.

<sup>1</sup>Head Start teachers are defined as any teacher working in a classroom that receives any Head Start funding. In Virginia, Head Start classrooms can be located in both school buildings and child care centers.