

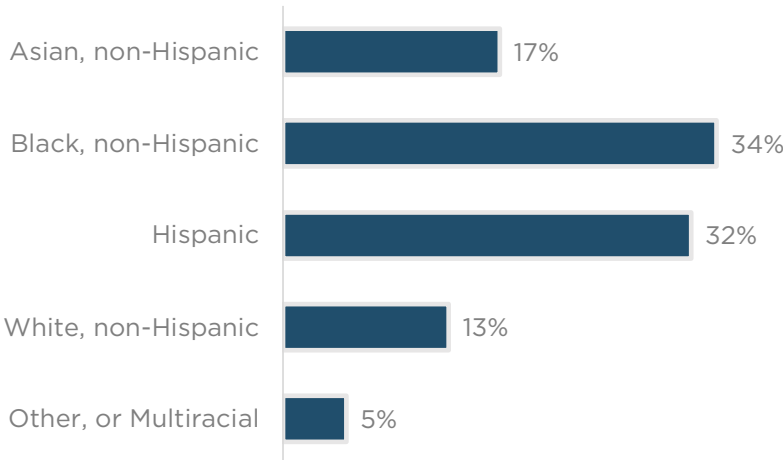
Family Day Home Providers

In May & June 2023, the Study of Early Education through Partnerships conducted a survey of all early educators in Virginia working with children ages 0-5. A total of 367 home-based child care providers, typically referred to as “family day homes” in Virginia’s licensing system, completed the 2023 survey, representing over half (52%) of surveyed family day home providers. This profile describes those family day home providers.

DEMOGRAPHICS

RACE/ETHNICITY

Most family day home providers are people of color.



HOUSEHOLD COMPOSITION

69%

of family day home providers are married or living with partner.

53%

of family day home providers have children under the age of 18.

TEACHER GENDER

Nearly all family day home providers (98%) are female.

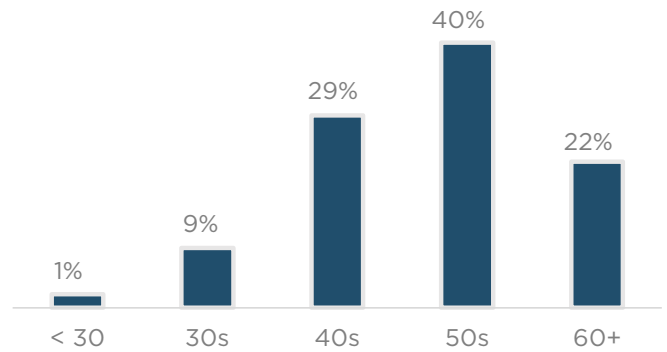
LANGUAGES SPOKEN

54%

of family day home providers speak a language besides English.

TEACHER AGE

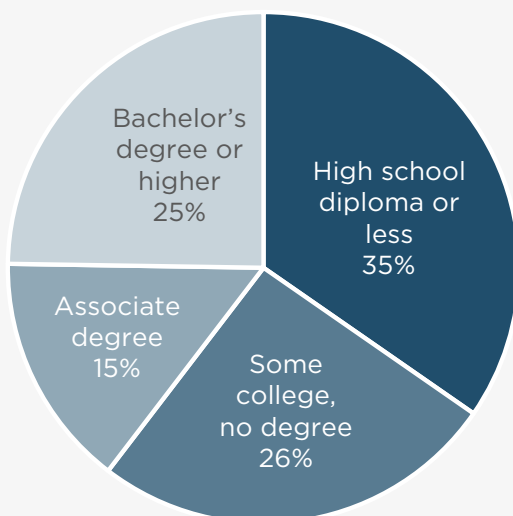
Over half of family day home providers are over 50 years of age.



EDUCATION & EXPERIENCE

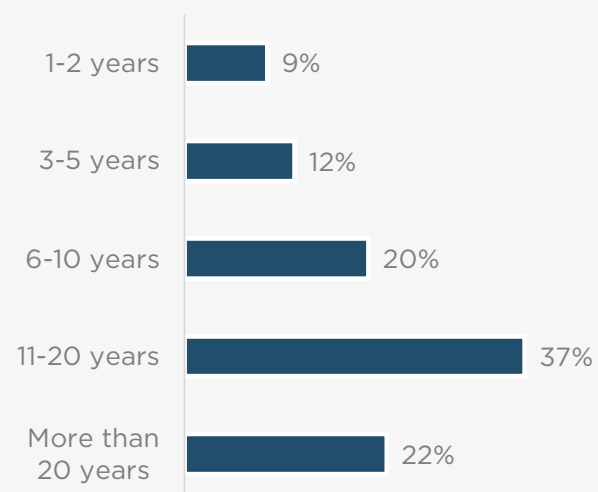
EDUCATION LEVEL

A quarter of family day home providers have a bachelor’s degree.



YEARS AT SITE

Family day home providers have been teaching and caring for children at their site for an average of 14 years.



CHILD DEVELOPMENT ASSOCIATE (CDA) CREDENTIAL

36%

of family day home providers hold a CDA credential.



12%

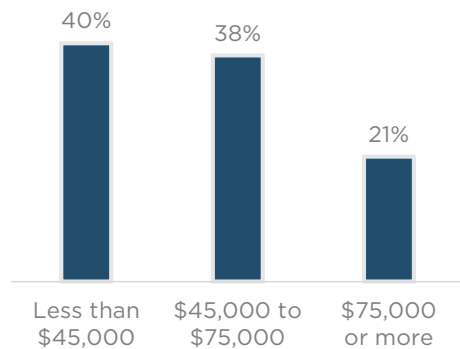
of family day home providers are working towards one.

Family Day Home Providers

EDUCATOR WELLBEING

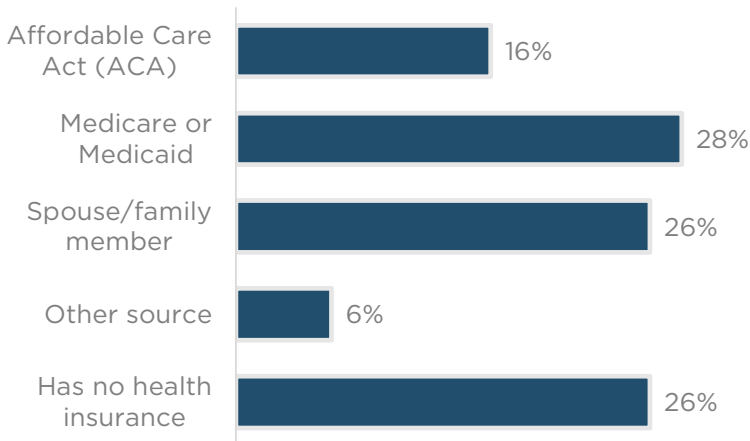
HOUSEHOLD INCOME

Nearly half of family day home providers have total household incomes (pre-tax) below \$45,000 per year.



HEALTH INSURANCE

A quarter of family day home providers do not have health insurance from any source.



FOOD INSECURITY

41%

of family day home providers are experiencing food insecurity.



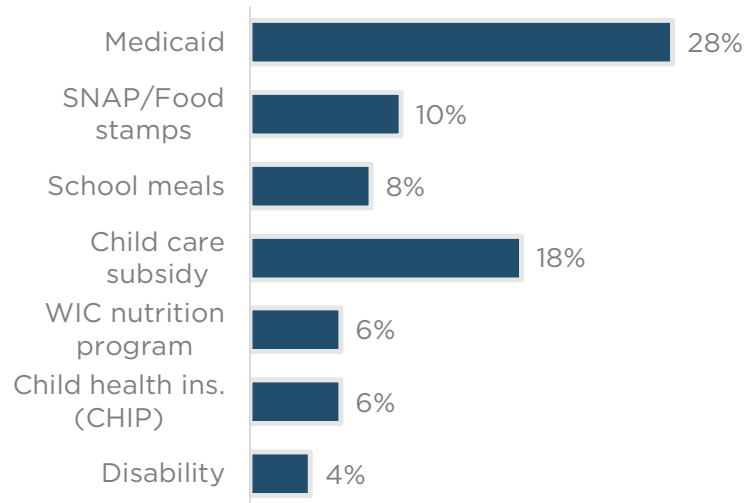
MENTAL HEALTH

12%

of family day home providers are exhibiting clinically relevant symptoms of depression.

SOCIAL SUPPORTS AND BENEFITS RECEIVED

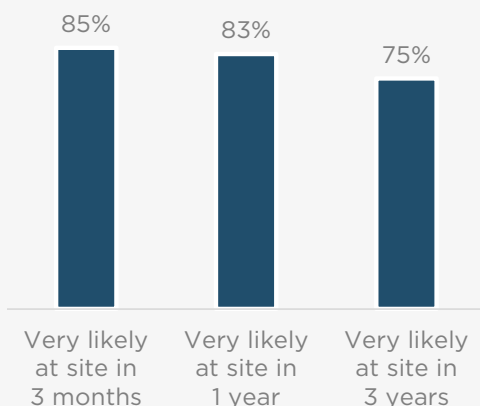
54% of family day home providers received some kind of social support or benefit in the past month, including...



JOB SATISFACTION

TEACHER RETENTION

Nearly all family day home providers (85%) said it was very likely they would still be at their site in 3 months, and three-quarters said they expected to still be there in 3 years.



CAREER GOALS

Nearly all family day home providers view being an early childhood educator as their long-term career.

