

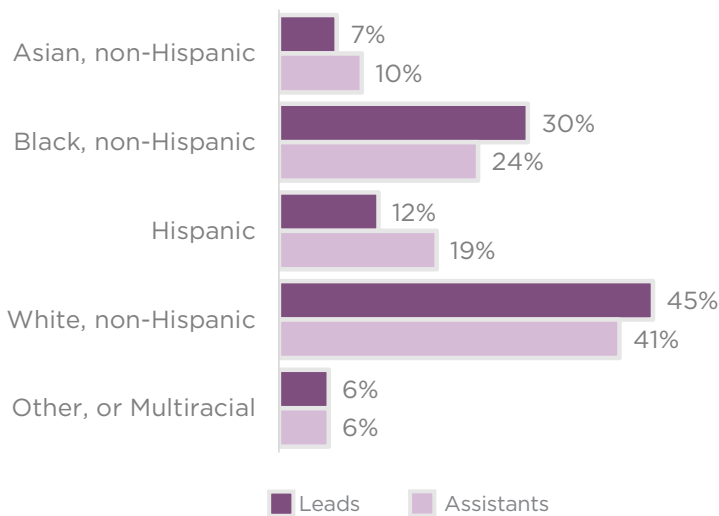
Child Care Teachers

In May & June 2023, the Study of Early Education through Partnerships conducted a survey of all early educators in Virginia working with children ages 0-5. Nearly half of teachers working at surveyed child care centers (46%) completed the 2023 survey, including 2,968 lead teachers and 943 assistant teachers. This profile describes those teachers.

DEMOGRAPHICS

RACE/ETHNICITY

About half of teachers at child care centers are people of color.



TEACHER GENDER

Nearly all lead (98%) & assistant (96%) teachers at child care centers are female.

LANGUAGES SPOKEN

24%

of lead teachers and 34% of assistant teachers speak a language besides English.

HOUSEHOLD COMPOSITION

56%

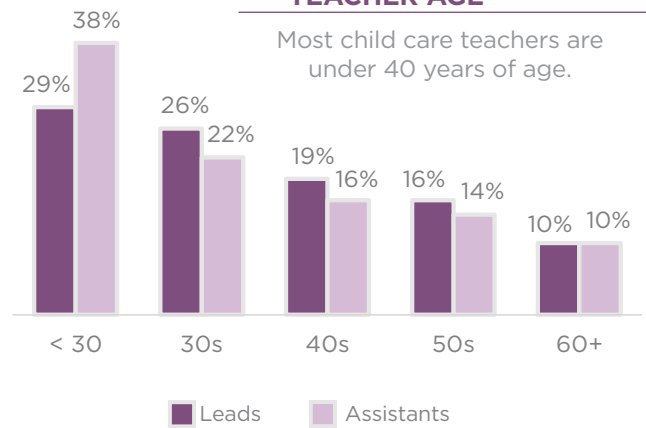
of lead teachers and 52% of assistant teachers are married or living with partner.

53%

of lead teachers and assistant teachers have children under the age of 18.

TEACHER AGE

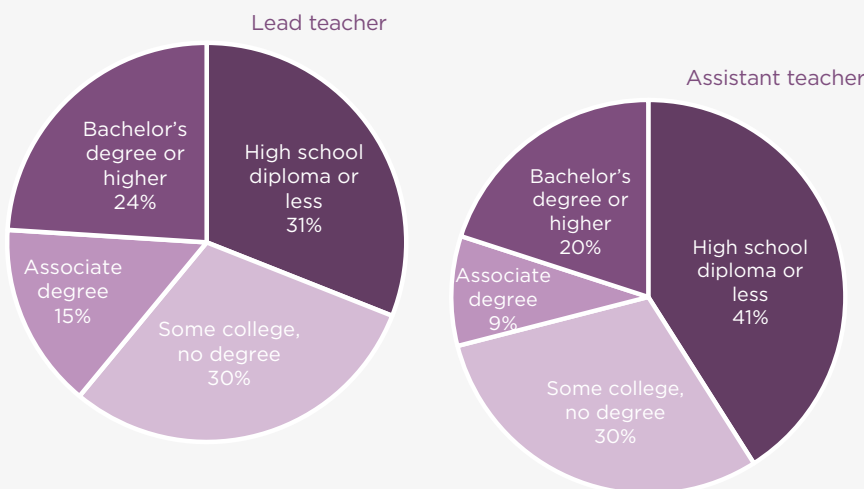
Most child care teachers are under 40 years of age.



EDUCATION & EXPERIENCE

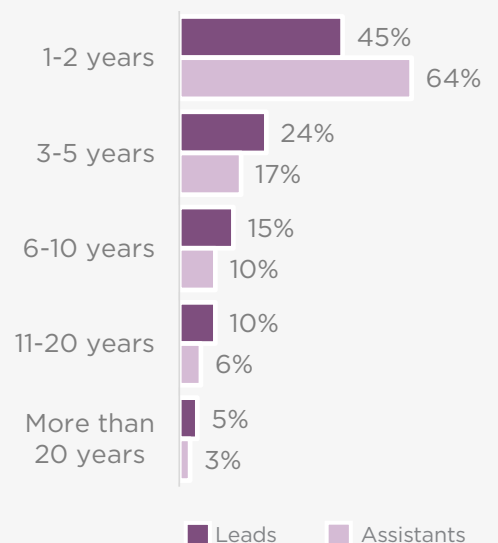
EDUCATION LEVEL

About one in three child care teachers have a high school diploma or less.



YEARS AT SITE

Lead teachers have been at their site for an average of 5 years. Assistant teachers have been at their site for an average of 4 years.



CHILD DEVELOPMENT ASSOCIATE (CDA) CREDENTIAL

22%

of lead teachers and 12% of assistant teachers hold a CDA credential.



17%

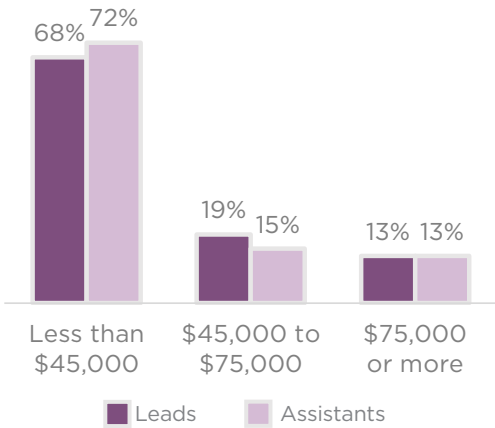
of lead teachers and 18% of assistant teachers are working towards one.

Child Care Teachers

EDUCATOR WELLBEING

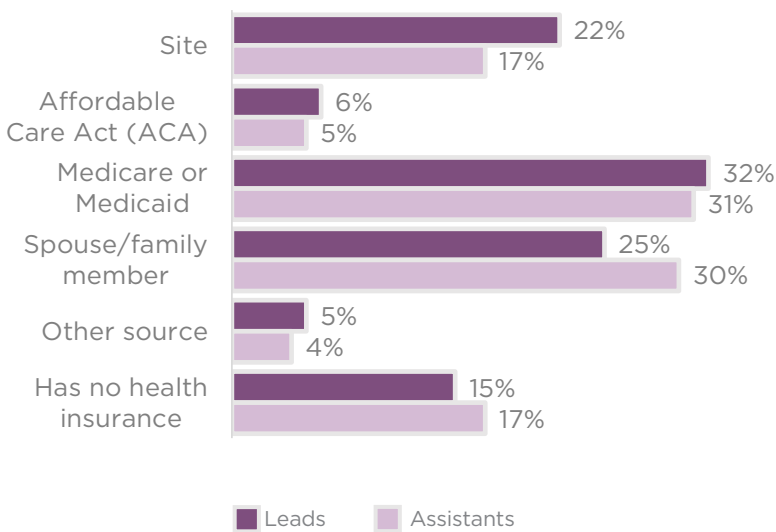
HOUSEHOLD INCOME

Most child care teachers have total household incomes (pre-tax) below \$45,000 per year.



HEALTH INSURANCE

About one in five teachers have health insurance from their site.



PAY PER HOUR

\$16.17

On average, lead teachers earn \$16.17 per hour and assistant teachers earn \$15.12 per hour.

FOOD INSECURITY

56%

of lead teachers and 52% of assistant teachers are experiencing food insecurity.

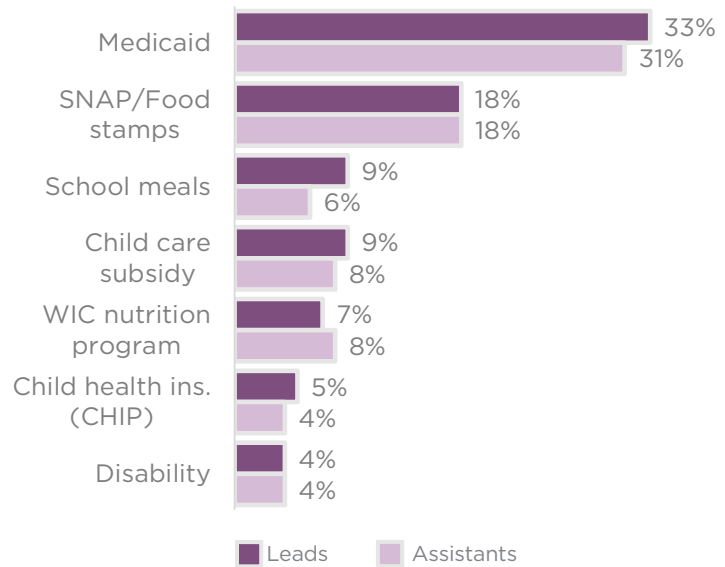
MENTAL HEALTH

33%

of lead teachers and 28% of assistant teachers are exhibiting clinically relevant symptoms of depression.

SOCIAL SUPPORTS AND BENEFITS RECEIVED

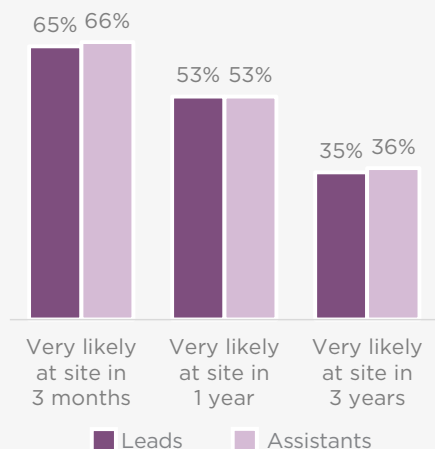
48% of lead teachers and 47% of assistant teachers received some kind of social support or benefit in the past month, including...



JOB SATISFACTION

TEACHER RETENTION

About two-thirds of teachers said it was very likely they would still be at their site in 3 months, and just over a third said they expected to still be there in 3 years.



CAREER GOALS

More than two-thirds of teachers at child care centers view being an early childhood educator as their long-term career.

