

# **Educator Perspectives on CLASS: Statewide Findings and Insights from Early Educators in Ready Region West**

## **CLASS Profile Contents**

Profile Overview .....	2
Survey Samples .....	2-3
Leader Engagement with CLASS .....	4
Leader Readiness to Support Teachers with CLASS.....	5
Leader Interest in CLASS Training.....	6
Teacher and FDH Owner Perceptions of CLASS .....	7
Teacher and FDH Owner Experiences with CLASS Observations and Feedback.....	8

## Profile Overview

This profile summarizes data about the Classroom Assessment Scoring System (CLASS) collected during the Spring 2022 Preschool Development Grant Birth through Five (PDG B-5) Workforce Survey. The survey was conducted between April and June 2022, and all early educators participating in the 2021-22 PDG B-5 program year were eligible to complete the survey.

Over 6,600 educators across Virginia, including leaders (directors and principals), teachers (lead teachers, co-teachers, assistant teachers, paraprofessionals, and aides), and family day home owners completed the survey. These responses accounted for...

- 48% of eligible leaders
- 58% of eligible teachers
- 66% of eligible family day home owners

### In Ready Region West, we heard from...

- 38% of eligible leaders
- 61% of eligible teachers
- 56% of eligible family day home owners

Educators were asked a variety of questions about CLASS in the survey, including their engagement with and perceptions of the tool, their interest in additional training, and their experiences with CLASS observations and feedback. This profile presents statewide findings on CLASS as well as insights from leaders, teachers, and family day home owners in your individual Ready Region.

## Who took the leader survey?

	Full PDG Sample		West Sample	
	N	% / Mean	N	% / Mean
<b>Sample size</b>	1061	100%	124	100%
<b>Sector</b>				
Center	604	57%	46	37%
Head Start	217	20%	46	37%
School	240	23%	32	26%
<b>Leader race/ethnicity</b>				
Black	280	28%	37	31%
Hispanic	33	3%	--	--
White	642	64%	73	62%
Other or multiracial	53	5%	--	--
<b>Leader education level</b>				
Bachelor's degree or higher	695	67%	82	68%
<b>Leader gender</b>				
Female	974	95%	115	97%
<b>Estimated hourly wages</b>	924	\$26.01	104	\$23.91

## Who took the teacher survey?

	Full PDG Sample		West Sample	
	N	% / Mean	N	% / Mean
<b>Sample size</b>	5508	100%	618	100%
<b>Sector</b>				
Center	2982	54%	249	40%
Head Start	1063	19%	188	30%
School	1463	27%	181	29%
<b>Teacher race/ethnicity</b>				
Black	1523	29%	113	19%
Hispanic	377	7%	13	2%
White	3052	57%	463	76%
Other or multiracial	385	7%	19	3%
<b>Teacher education level</b>				
Bachelor's degree or higher	2115	39%	228	37%
<b>Teacher gender</b>				
Female	5315	98%	606	99%
<b>Estimated hourly wages</b>	4572	\$16.42	519	\$15.33

## Who took the family day home survey?

	Full PDG Sample		West Sample	
	N	%	N	%
<b>Sample size</b>	291	100%	--	--
<b>Race/ethnicity</b>				
Black	99	36%	--	--
Hispanic	75	28%	--	--
White	50	18%	--	--
Other or multiracial	48	18%	--	--
<b>Education level</b>				
Bachelor's degree or higher	65	24%	--	--
<b>Gender</b>				
Female	263	94%	--	--

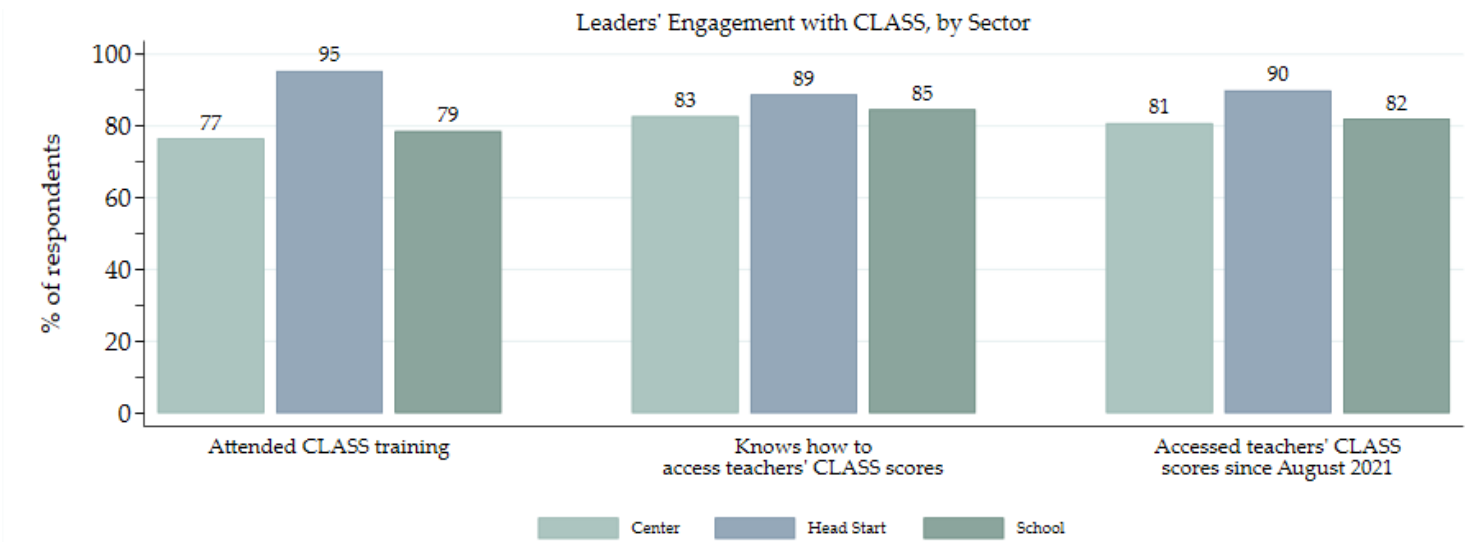
-- Indicates small sample sizes (<10); we do not report the demographics of survey participants in groups <10

The survey asked educators about their race/ethnicity using the same approach as the Virginia Department of Education. Educators could select one or more race/ethnicity groups, including American Indian or Alaskan Native, Asian, Black or African American, Hispanic, Native Hawaiian or other Pacific Islander, White, Multiracial, or any other race/ethnicity. In the tables above, we show the percentages for the largest race/ethnicity groups.

# Leader Engagement with CLASS

## Statewide Findings

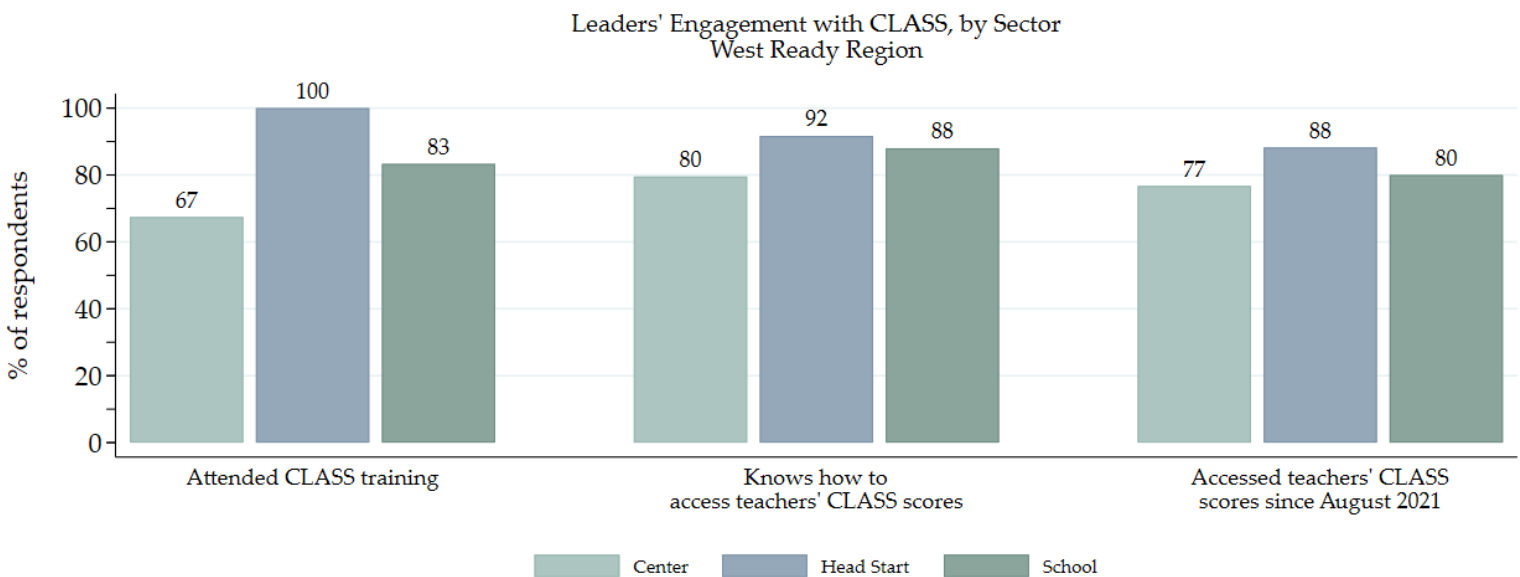
When asked about their experience with the CLASS tool, most leaders participating in PDG B-5 indicated they had attended CLASS training, that they know how to access teachers' CLASS scores, and that they had actually accessed teachers' CLASS scores. While leaders in all sectors reported high levels of engagement with CLASS, it was highest among Head Start leaders.



Note: Based on responses from 693 to 710 leaders.

## Insights from Ready Region West

Most leaders in Ready Region West also reported high levels of engagement with CLASS. As was true statewide, engagement was particularly high among Head Start leaders. All Head Start leaders in Ready Region West reported they had attended CLASS training.

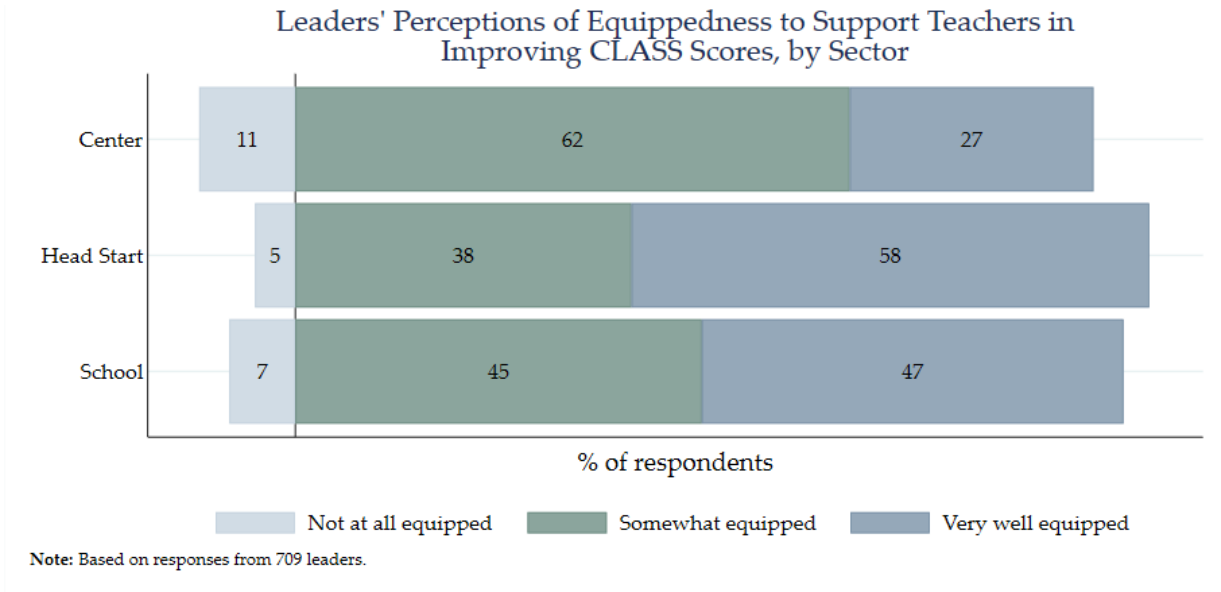


Note: Based on responses from 101 to 105 leaders at sites in the West Ready Region.

# Leader Readiness to Support Teachers with CLASS

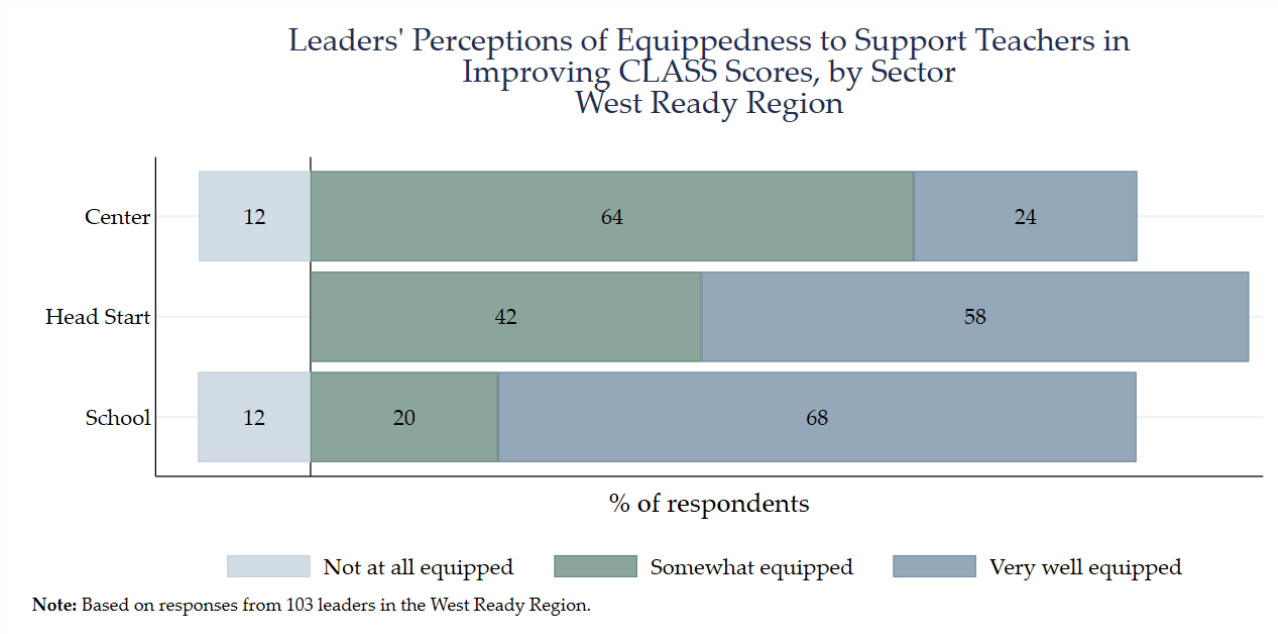
## Statewide Findings

Most leaders participating in PDG B-5 reported feeling at least “somewhat equipped” to support their teachers in improving CLASS scores. Head Start leaders were most likely to report feeling “very well equipped.” While few leaders indicated feeling “not at all equipped,” center leaders were a bit more likely to report feeling this way than leaders in other sectors.



## Insights from Ready Region West

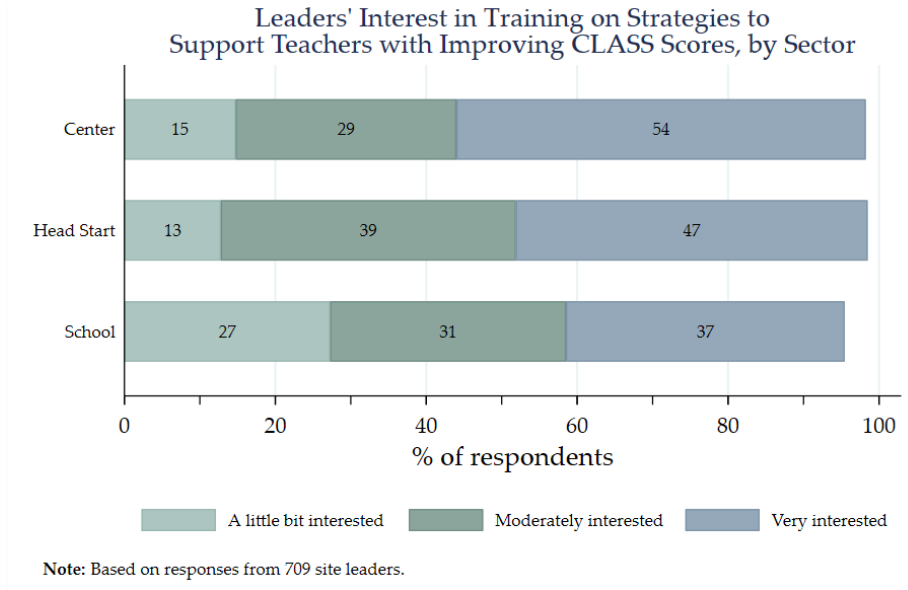
Most Ready Region West leaders also felt reported feeling at least “somewhat equipped” to support their teachers in improving CLASS scores. As was true statewide, center-based leaders were the least likely to report feeling “very well equipped” to support teachers.



# Leader Interest in CLASS Training

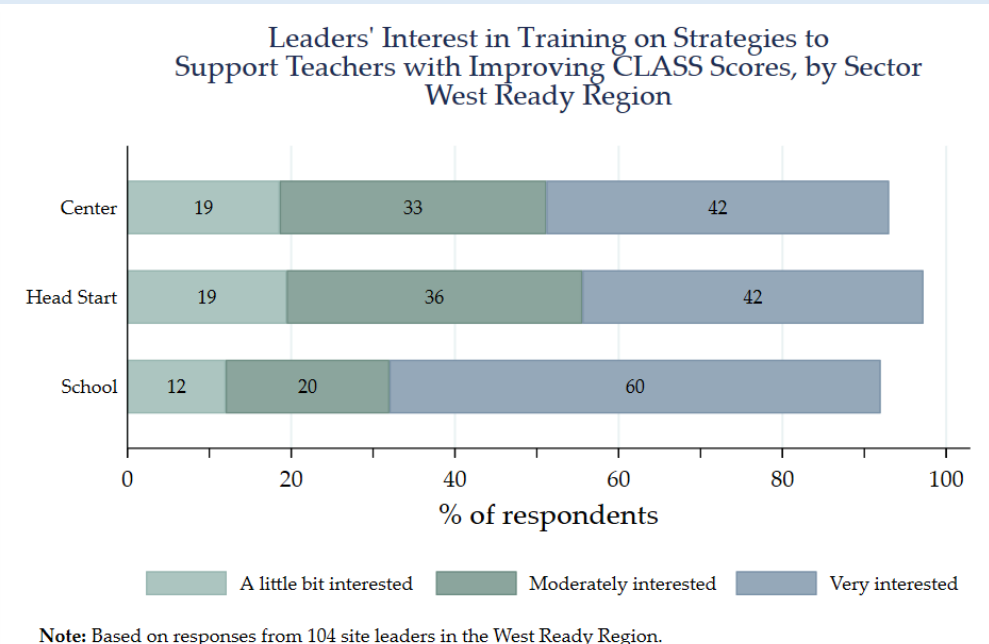
## Statewide Findings

Statewide, the majority of leaders participating in PDG B-5 showed interest in receiving training on strategies to support their teachers with improving CLASS scores. About one-half of center-based leaders (54%) and Head Start leaders (47%) indicated they were “very interested” in training, but only about one-third of school-based leaders (37%) also indicated feeling “very interested.”



## Insights from Ready Region West

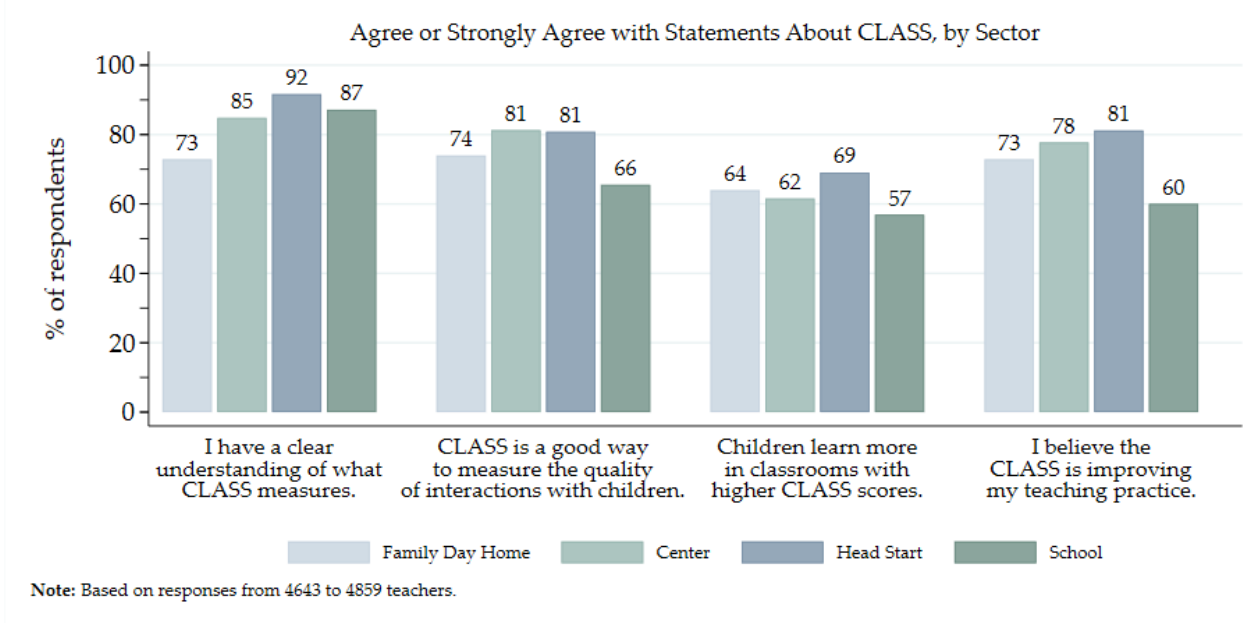
Interest in receiving training on strategies to support teachers with improving CLASS scores was also high among Ready Region West leaders. Unlike the statewide sample, the school-based leaders in Ready Region West were more likely to report that they were “very interested” in training than center-based and Head Start leaders.



# Teacher and FDH Owner Perceptions of CLASS

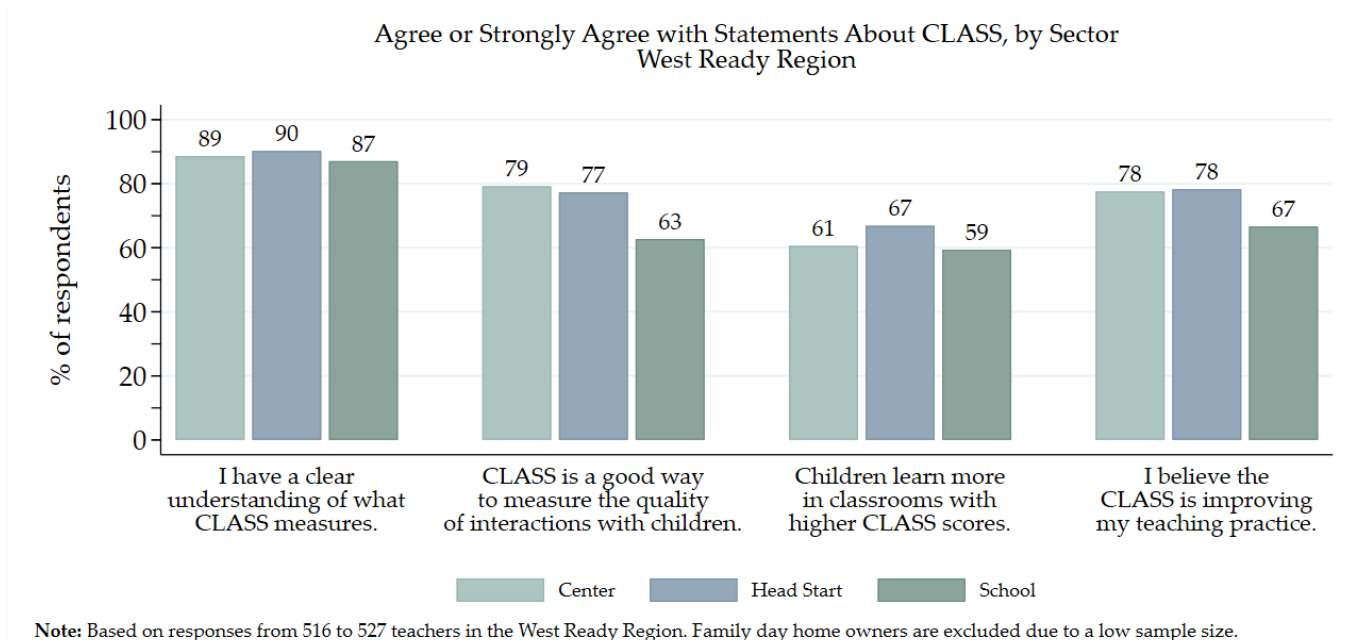
## Statewide Findings

When asked about their perceptions of CLASS, most teachers participating in PDG B-5 reported that they have a clear understanding of what CLASS measures and believe in the effectiveness of the tool. While teachers in all sectors reported high levels of buy-in, it was lowest among school-based teachers.



## Insights from Ready Region West

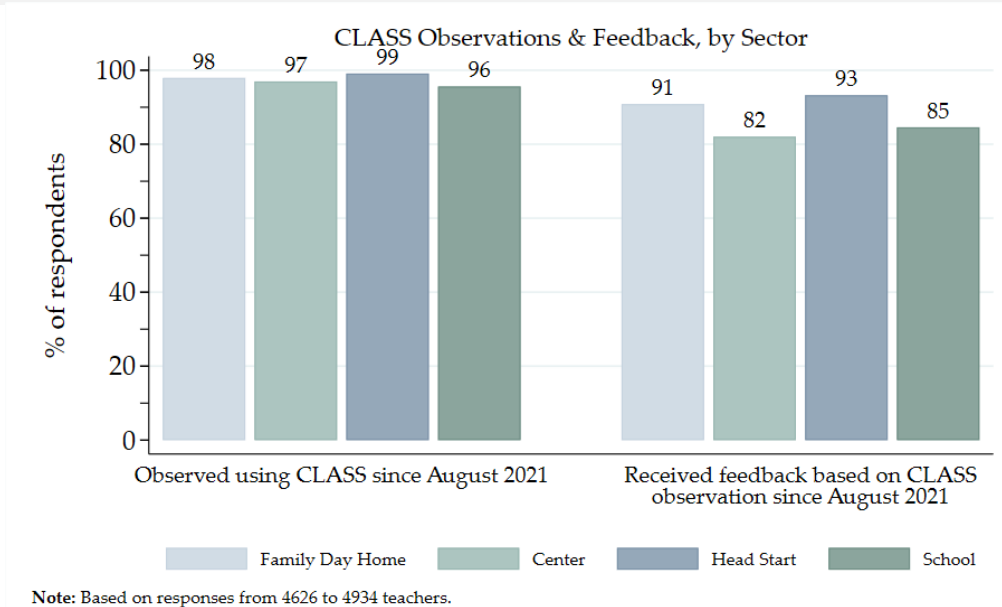
Understanding and buy-in was also high among teachers in Ready Region West. When asked about their perceptions of CLASS, most teachers reported they have a clear understanding of what CLASS measures. As was true statewide, buy-in among school-based teachers was generally lower than buy-in from center-based and Head Start teachers.



# Teacher and FDH Owner Experiences with CLASS Observations & Feedback

## Statewide Findings

Nearly all teachers participating in PDG B-5 reported they had been observed with the CLASS tool at least once between August 2021 and June 2022. Most teachers also reported having received feedback based on a CLASS observation at least once. Reports of receiving CLASS observations and feedback were high across all sectors statewide.



## Insights from Ready Region West

Reports of CLASS observations and feedback were also high among teachers in Ready Region West. All Head Start teachers and nearly all center- and school-based teachers reported receiving at least one observation between August 2021 and June 2022. Most teachers in all sectors also reported receiving feedback.

